


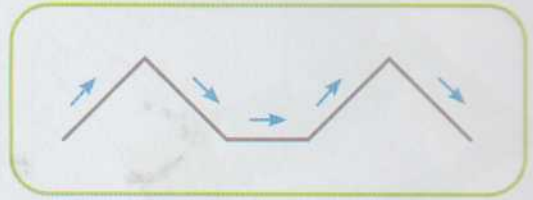


Colegio Benjamín Vicuña Mackenna  
Constanza 01650, Rancagua  
F: (72) 2266214  
nororientec@comun.cl

Carmen Carreño Medina  
Educatora de Párvulos.


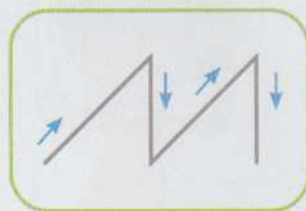
| <b>GUIA DE APRENDIZAJE: CALIGRAFIX TRAZOS Y LETRAS NT2</b> |   |                       |
|--|---|-----------------------|
| Nombre: Carmen Carreño Medina                              |   | Fecha: 11-29 de abril |
| Curso: NT2   |   |                       |
| OA 8   | Representar gráficamente algunos trazos, letras, signos, palabras significativas y mensajes simples legibles, utilizando diferentes recursos y soportes en situaciones auténticas.<br>Coordinar habilidades sicomotoras finas: <ul style="list-style-type: none"><li>Realizar trazos rectos (Horizontal, vertical, diagonal).</li><li>Realizar trazos curvos.</li></ul> |                       |
| Indicadores  | . Realiza trazos rectos:<br>Horizontal-vertical<br>Diagonales horizontal-vertical<br>Realiza trazos curvos.   |                       |
| OA 7   | . Reconocer palabras que se encuentran en diversos soportes asociando algunos Fonemas a sus correspondientes grafemas. <ul style="list-style-type: none"><li>Asociar vocal A a su correspondiente grafema</li></ul>   |                       |
| Indicador(es):   | Asocia vocal A a su grafema.  |                       |

## AE 11 Realizar trazos rectos




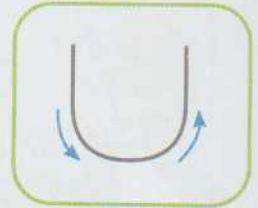
- ¿Cuántos saltos tiene que dar el sapo para llegar a la piedra?
- Ayuda al sapo a saltar hasta la piedra trazando el camino.
- Repasa las líneas punteadas y continúa las guirnaldas guiándote por los puntos.

## AE 11 Realizar trazos rectos




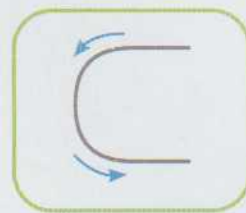
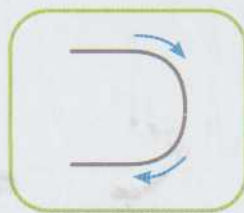

- ¿Para qué sirve la sierra que usa el constructor?
- Pinta la sierra que usa el constructor.
- Repasa las líneas punteadas y continúa las guirnaldas guiándote por los puntos.

## AE II Realizar trazos curvos


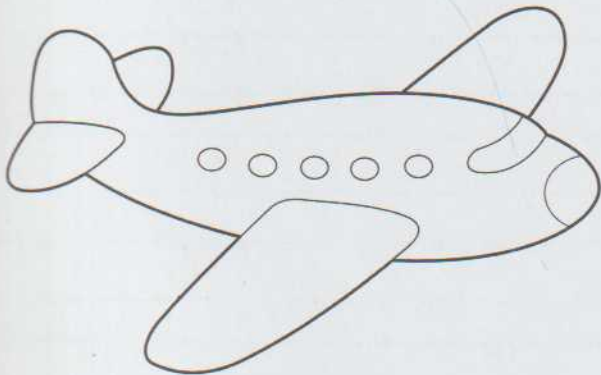





- ¿Qué hacen los niños?
- Pinta de color azul la cuerda que está arriba y de color rojo la que está abajo.
- Repasa las líneas punteadas y continúa los trazos guiándote por los puntos.

## AE 11 Realizar trazos curvos

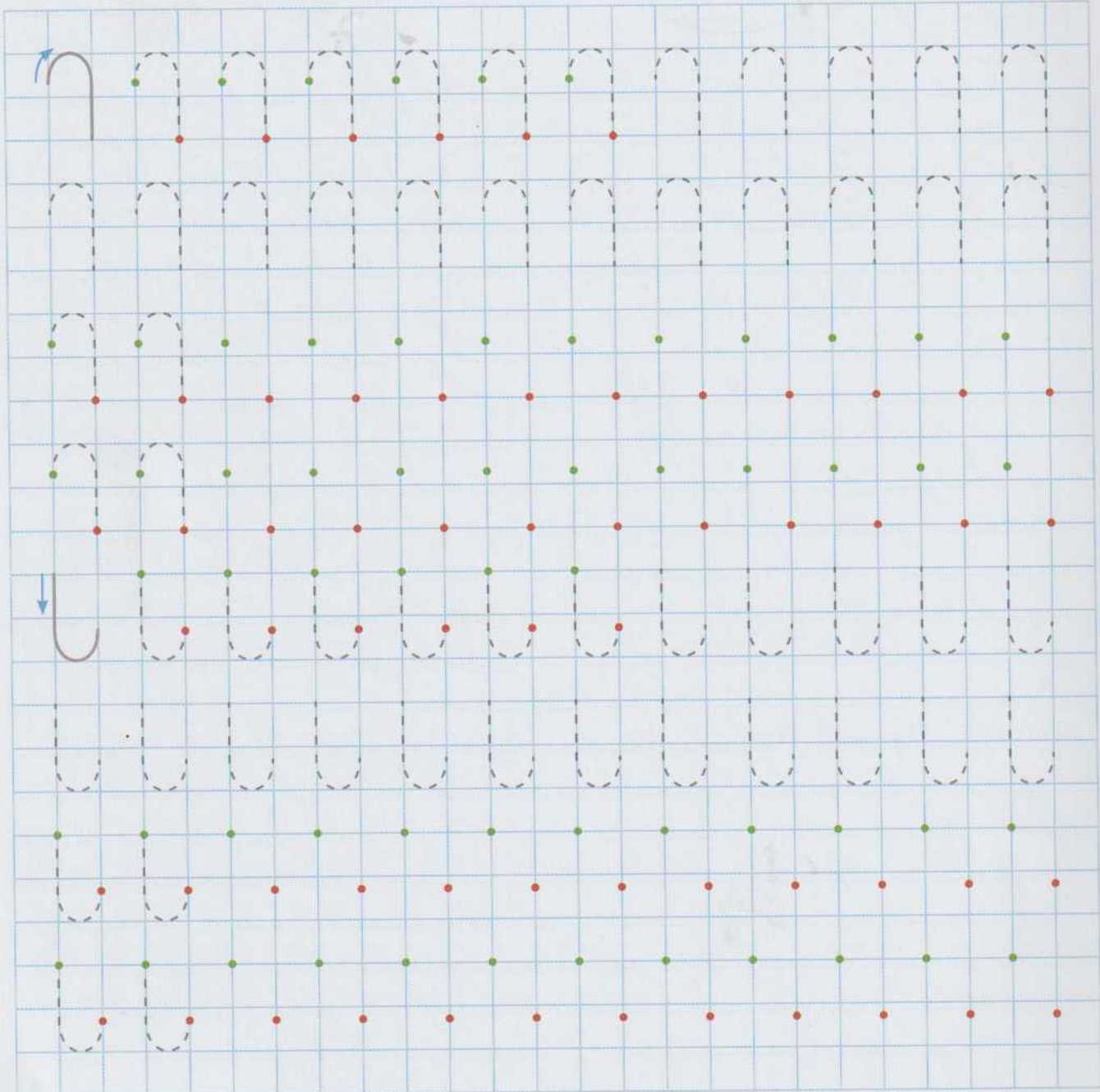
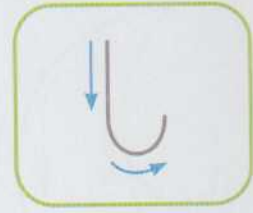
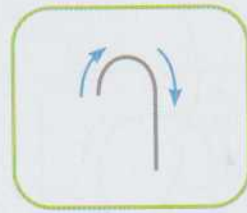
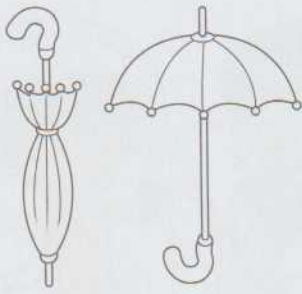


- ¿En qué momento podemos ver la luna?
- Pinta de color naranja la luna que mira hacia la derecha y de color amarillo la que mira hacia la izquierda.
- Repasa las líneas punteadas y continúa los trazos guiándote por los puntos.

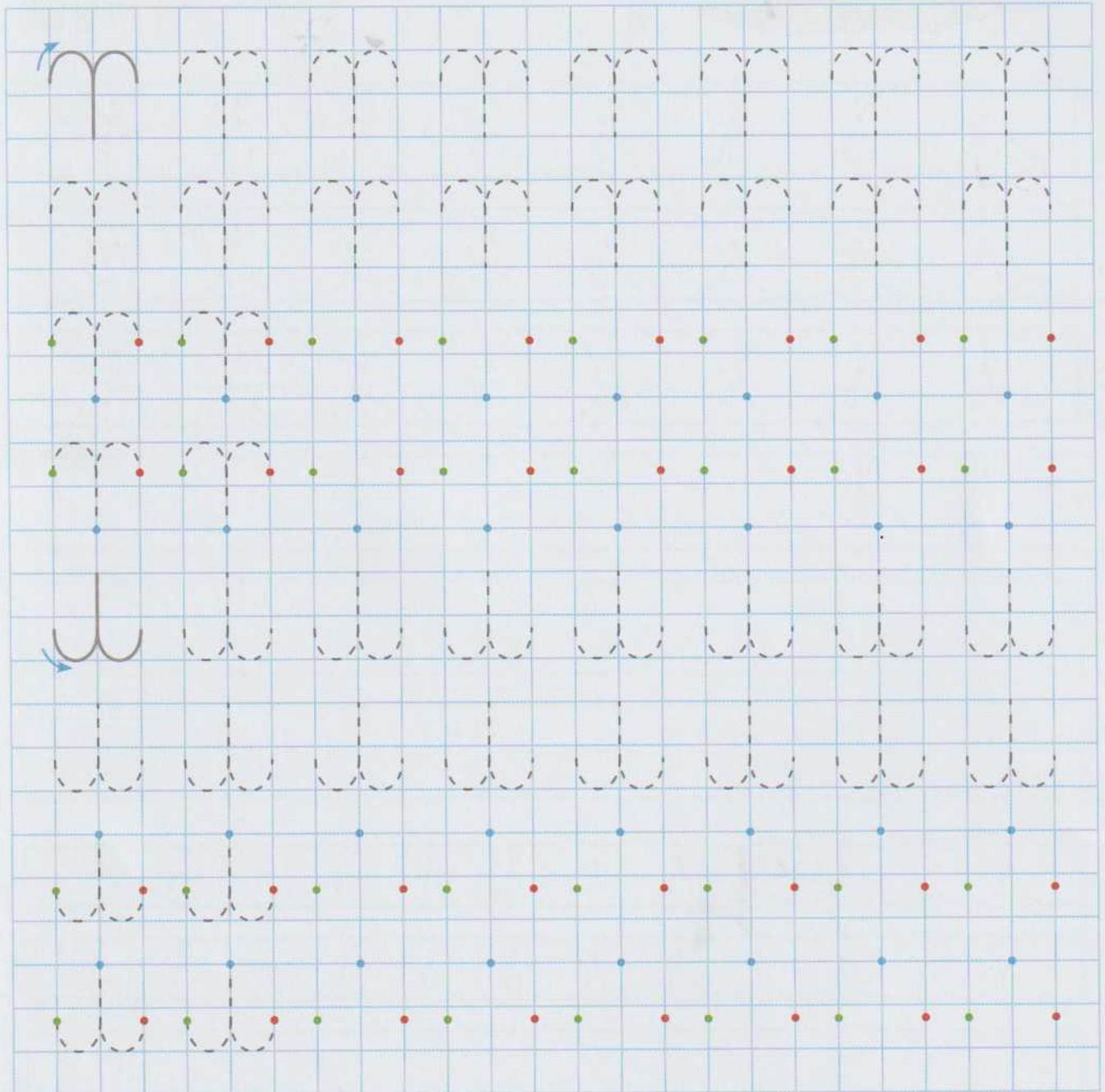
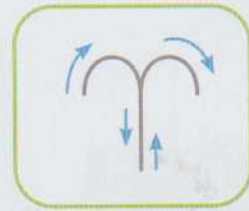


- Busca en revistas elementos con sonido inicial **A** y pégalos dentro de la **A**.
- Busca en revistas letras **A**, **a** y pégalas dentro de la **a**.
- Remarca las vocales y pinta los dibujos.

## AE 17 Realizar trazos curvos



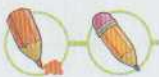

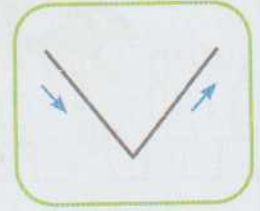
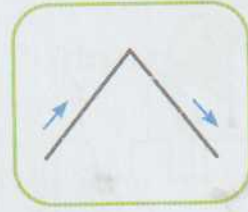
- Pinta de color verde el paraguas cerrado y de color morado el paraguas abierto.
- Repasa las líneas punteadas y continúa los trazos guiándote por los puntos.



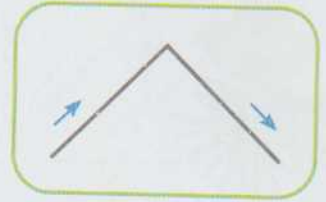
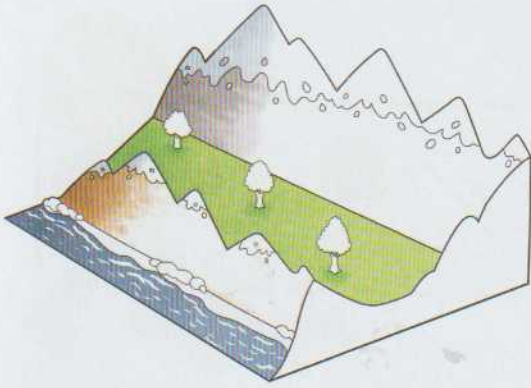
- ¿Para qué sirve un quitasol? ¿Para qué sirve una reja?
- Pinta el quitasol y la reja del jardín.
- Repasa las líneas punteadas y continúa los trazos guiándote por los puntos.



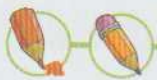
## AE 11 Realizar trazos rectos



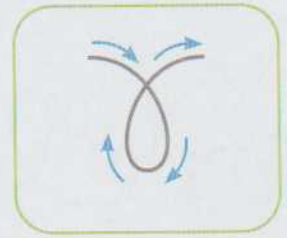
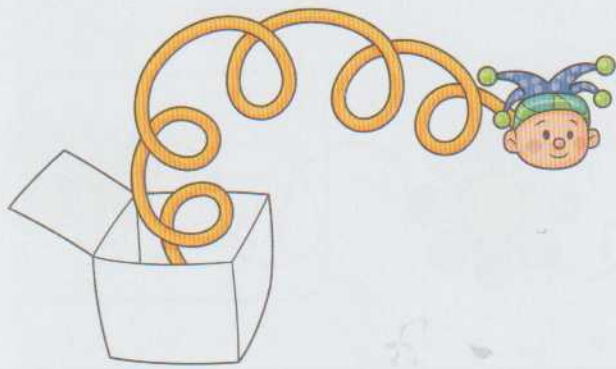
- ¿Has subido alguna vez a una montaña o cerro? Pinta los cerros.
- Repasa las líneas punteadas y continúa los trazos guiándote por los puntos.



A large grid for handwriting practice. It contains several rows of dashed zigzag lines for tracing. The first row has a blue arrow at the start of the first stroke. The second row has a green dot at the start of the first stroke. The third row has a blue dot at the start of the first stroke. The fourth row has a green dot at the start of the first stroke. The fifth row has a blue dot at the start of the first stroke. The sixth row has a green dot at the start of the first stroke. The seventh row has a blue dot at the start of the first stroke. The eighth row has a green dot at the start of the first stroke. The ninth row has a blue dot at the start of the first stroke. The tenth row has a green dot at the start of the first stroke. The eleventh row has a blue dot at the start of the first stroke. The twelfth row has a green dot at the start of the first stroke. The thirteenth row has a blue dot at the start of the first stroke. The fourteenth row has a green dot at the start of the first stroke. The fifteenth row has a blue dot at the start of the first stroke. The sixteenth row has a green dot at the start of the first stroke. The seventeenth row has a blue dot at the start of the first stroke. The eighteenth row has a green dot at the start of the first stroke. The nineteenth row has a blue dot at the start of the first stroke. The twentieth row has a green dot at the start of the first stroke. The twenty-first row has a blue dot at the start of the first stroke. The twenty-second row has a green dot at the start of the first stroke. The twenty-third row has a blue dot at the start of the first stroke. The twenty-fourth row has a green dot at the start of the first stroke. The twenty-fifth row has a blue dot at the start of the first stroke. The twenty-sixth row has a green dot at the start of the first stroke. The twenty-seventh row has a blue dot at the start of the first stroke. The twenty-eighth row has a green dot at the start of the first stroke. The twenty-ninth row has a blue dot at the start of the first stroke. The thirtieth row has a green dot at the start of the first stroke. The thirty-first row has a blue dot at the start of the first stroke. The thirty-second row has a green dot at the start of the first stroke. The thirty-third row has a blue dot at the start of the first stroke. The thirty-fourth row has a green dot at the start of the first stroke. The thirty-fifth row has a blue dot at the start of the first stroke. The thirty-sixth row has a green dot at the start of the first stroke. The thirty-seventh row has a blue dot at the start of the first stroke. The thirty-eighth row has a green dot at the start of the first stroke. The thirty-ninth row has a blue dot at the start of the first stroke. The fortieth row has a green dot at the start of the first stroke. The forty-first row has a blue dot at the start of the first stroke. The forty-second row has a green dot at the start of the first stroke. The forty-third row has a blue dot at the start of the first stroke. The forty-fourth row has a green dot at the start of the first stroke. The forty-fifth row has a blue dot at the start of the first stroke. The forty-sixth row has a green dot at the start of the first stroke. The forty-seventh row has a blue dot at the start of the first stroke. The forty-eighth row has a green dot at the start of the first stroke. The forty-ninth row has a blue dot at the start of the first stroke. The fiftieth row has a green dot at the start of the first stroke. The fifty-first row has a blue dot at the start of the first stroke. The fifty-second row has a green dot at the start of the first stroke. The fifty-third row has a blue dot at the start of the first stroke. The fifty-fourth row has a green dot at the start of the first stroke. The fifty-fifth row has a blue dot at the start of the first stroke. The fifty-sixth row has a green dot at the start of the first stroke. The fifty-seventh row has a blue dot at the start of the first stroke. The fifty-eighth row has a green dot at the start of the first stroke. The fifty-ninth row has a blue dot at the start of the first stroke. The sixtieth row has a green dot at the start of the first stroke. The sixty-first row has a blue dot at the start of the first stroke. The sixty-second row has a green dot at the start of the first stroke. The sixty-third row has a blue dot at the start of the first stroke. The sixty-fourth row has a green dot at the start of the first stroke. The sixty-fifth row has a blue dot at the start of the first stroke. The sixty-sixth row has a green dot at the start of the first stroke. The sixty-seventh row has a blue dot at the start of the first stroke. The sixty-eighth row has a green dot at the start of the first stroke. The sixty-ninth row has a blue dot at the start of the first stroke. The seventieth row has a green dot at the start of the first stroke. The seventy-first row has a blue dot at the start of the first stroke. The seventy-second row has a green dot at the start of the first stroke. The seventy-third row has a blue dot at the start of the first stroke. The seventy-fourth row has a green dot at the start of the first stroke. The seventy-fifth row has a blue dot at the start of the first stroke. The seventy-sixth row has a green dot at the start of the first stroke. The seventy-seventh row has a blue dot at the start of the first stroke. The seventy-eighth row has a green dot at the start of the first stroke. The seventy-ninth row has a blue dot at the start of the first stroke. The eightieth row has a green dot at the start of the first stroke. The eighty-first row has a blue dot at the start of the first stroke. The eighty-second row has a green dot at the start of the first stroke. The eighty-third row has a blue dot at the start of the first stroke. The eighty-fourth row has a green dot at the start of the first stroke. The eighty-fifth row has a blue dot at the start of the first stroke. The eighty-sixth row has a green dot at the start of the first stroke. The eighty-seventh row has a blue dot at the start of the first stroke. The eighty-eighth row has a green dot at the start of the first stroke. The eighty-ninth row has a blue dot at the start of the first stroke. The ninetieth row has a green dot at the start of the first stroke. The ninety-first row has a blue dot at the start of the first stroke. The ninety-second row has a green dot at the start of the first stroke. The ninety-third row has a blue dot at the start of the first stroke. The ninety-fourth row has a green dot at the start of the first stroke. The ninety-fifth row has a blue dot at the start of the first stroke. The ninety-sixth row has a green dot at the start of the first stroke. The ninety-seventh row has a blue dot at the start of the first stroke. The ninety-eighth row has a green dot at the start of the first stroke. The ninety-ninth row has a blue dot at the start of the first stroke. The hundredth row has a green dot at the start of the first stroke.


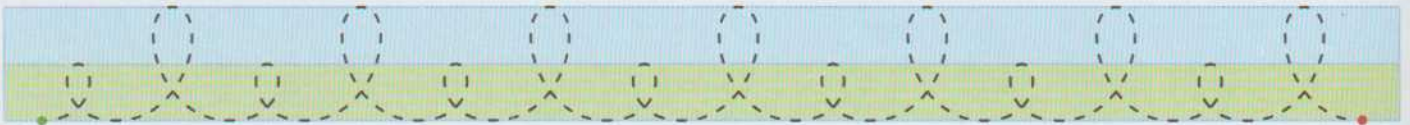
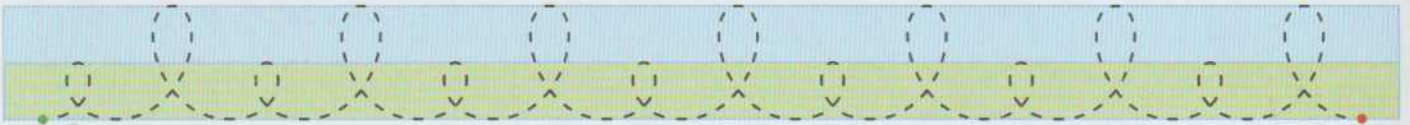
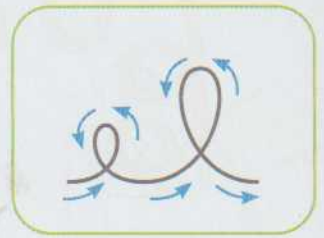



- ¿Sabes cómo se llaman las dos cordilleras de Chile? ¿Cuál de ellas es más alta?
- Pinta de color café la Cordillera de la Costa y de color azul la Cordillera de los Andes.
- Repasa las líneas punteadas y continúa las guirnaldas guiándote por los puntos.



- Pinta la caja sorpresa y repasa con tu lápiz el resorte.
- ¿Por qué piensas que se llama "caja sorpresa"?
- Repasa las líneas punteadas y continúa las guirnaldas guiándote por los puntos.

## AE 17 Realizar trazos curvos



- ¿De qué se alimentan las mariposas?
- Pinta la mariposa utilizando los mismos colores de la flor.
- Repasa las líneas punteadas y continúa las guiraldas guiándote por los puntos.